









Trailer Equipment Guide

Maximum Freight Dimensions Without Oversized Permits				
	Weight/ Capacity	Top Deck (TD)	Main Deck (MD)	Rear Deck (RD)
48' Flatbed Trailer 	40-48,000 lbs.	N/A	48' L x 8'6" W x 8'6" H	N/A
48' Step Trailer 	40-46,000 lbs.	10' L x 8'6" W x 8'6" H	38' L x 8'6" W x 10'1" H	N/A
48' Low Step Trailer 	40-44,000 lbs.	10' L x 8'6" W x 8'6" H	38' L x 8'6" W x 10'7" H	N/A
53' Step Trailer 	40-48,000 lbs.	11' L x 8'6" W x 8'6" H	42' L x 8'6" W x 10'3" H	N/A
Removable Goose Neck Trailer 	38-40,000 lbs.	10' L x 8'6" W x 8' H	29' L x 8'6" W x 11'6" H	8' L x 8'6" W x 10'1" H
48' Low Step Stretch 	40,000 lbs.	10' L x 8'6" W x 8'6" H	Depending on Trailer 38'-60' L x 8'6" W x 10'7" H 38'-60' L x 8'6" W x 10'9" H	N/A